



Pearmtree Hill Solar Farm

Environmental Statement

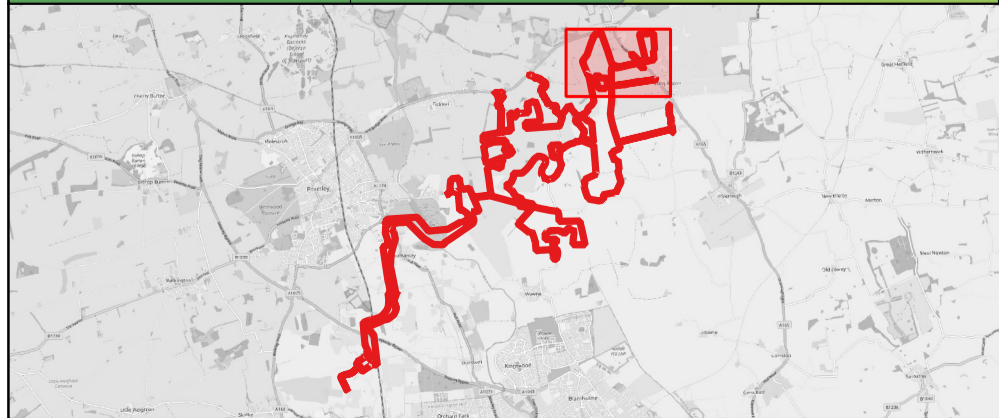
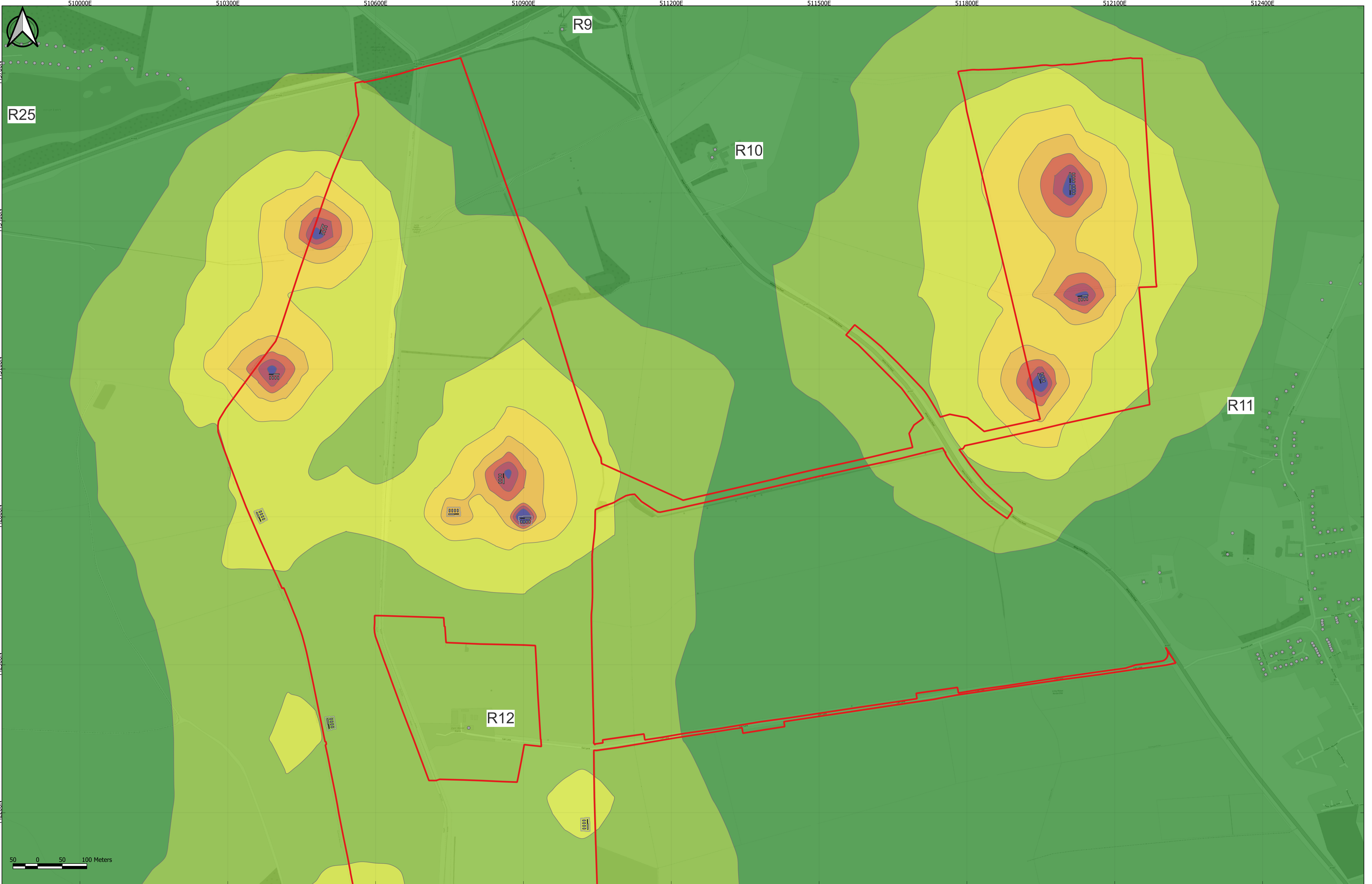
Volume 3

Figure 12.7: Operational Noise Contours – Mitigated, Daytime, Ground Floor

Revision 2

Application Document Ref: EN010157/APP/6.3
September 2025

Planning Act 2008
Infrastructure Planning
(Applications: Prescribed Forms
and Procedure) Regulations 2009 –
Regulation 5(2)(a)



Key

- Order Limits
- Noise source
- Proposed acoustic barrier
- Sensitive receptor
- Receptor Label

Specific Sound Level, dB LAS, T

<30	45-50
30-35	50-55
35-40	55-60
40-45	>60

Notes:

Sheet 1 shows Fields B1-B4 and the surrounding area.

Items listed as "noise source" on the drawing refer to all fixed plant during the assessment scenario in question, to include both hybrid packs and substations.

P02	27/08/2025	DV	JM	BT	MM
P01	05/02/2025	DV	JM	BT	MM
App	Date	By	Chkd	Appd	Authd

Client

RWE

Designer

RSK

Project Name

Peartree Hill Solar Farm

Drawing Title

Environmental Statement Volume 3, Figure 12.7: Operational noise contours – mitigated, daytime, ground floor

Scale at A1

1:3500

Status

DCO Application

PINS Number

EN010157/APP/6.3

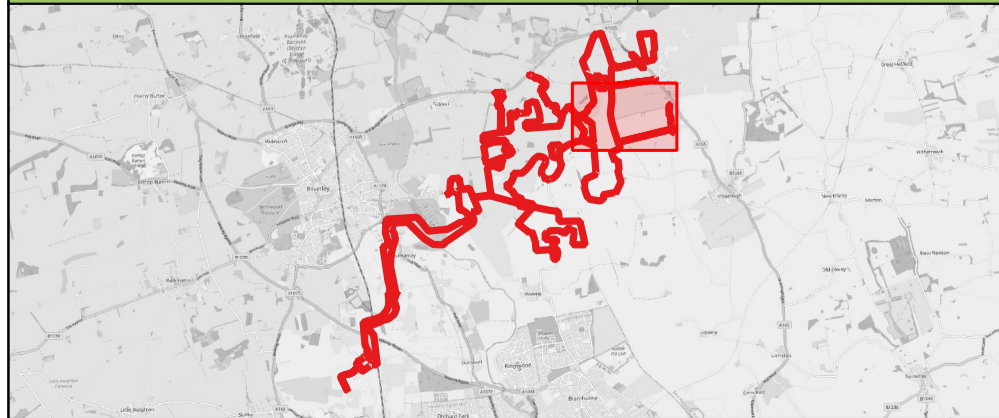
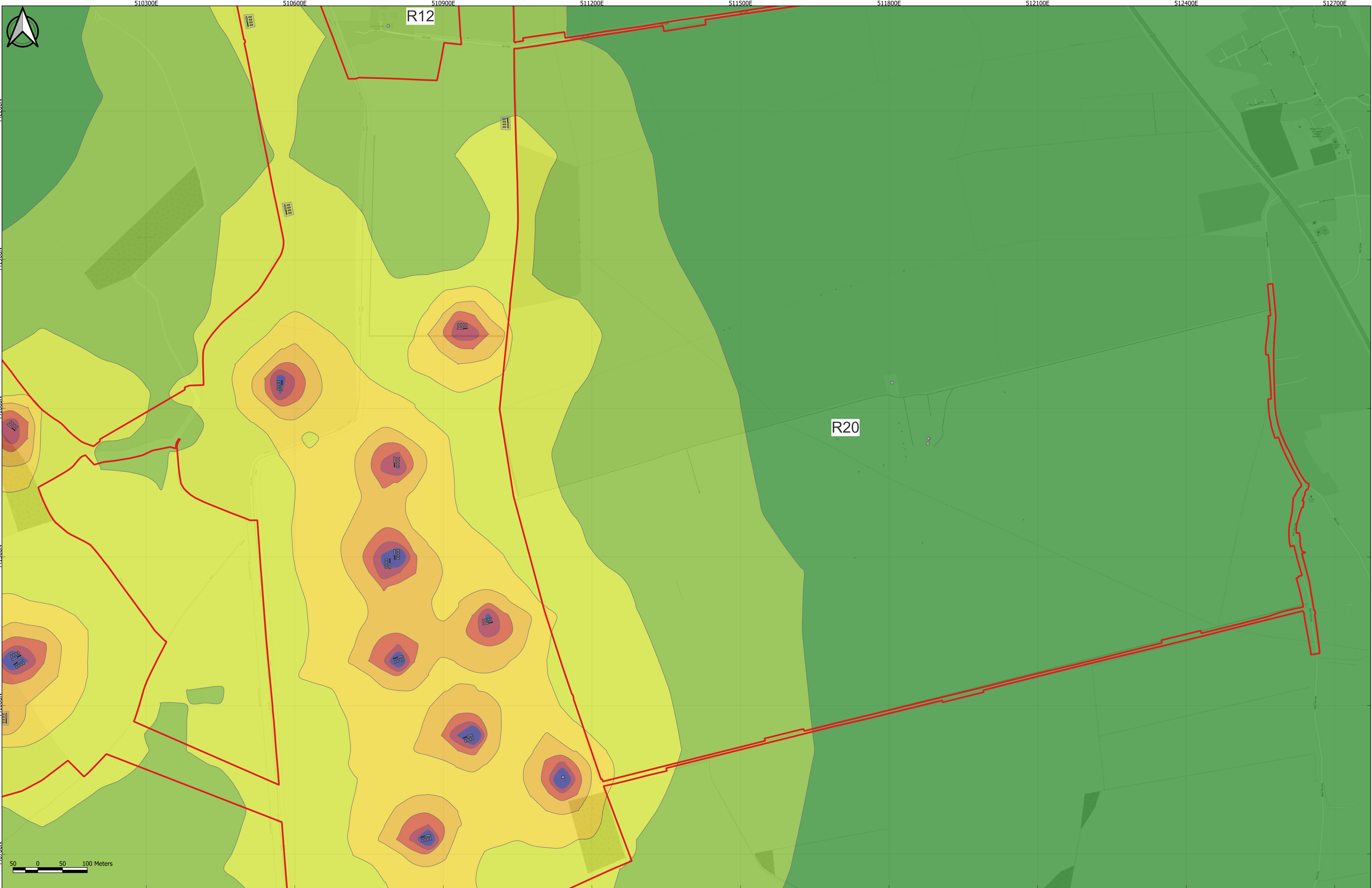
Rev

P02

Coordinate System:

British National Grid

SHEET 1 OF 8



Key

- Order Limits
- Noise source
- Proposed acoustic barrier
- Sensitive receptor
- Receptor Label

Specific Sound Level, dB LAS, T

<30	45-50
30-35	50-55
35-40	55-60
40-45	>60

Notes:

Sheet 2 shows Fields B7-B8, C1-C3 and the surrounding area.

Items listed as "noise source" on the drawing refer to all fixed plant during the assessment scenario in question, to include both hybrid packs and substations.

P02	27/08/2025	DV	JM	BT	MM
P01	05/02/2025	DV	JM	BT	MM
App	Date	By	Chkd	Appd	Authd

Client

Designer

Project Name

Peartree Hill Solar Farm

Drawing Title

Environmental Statement Volume 3, Figure 12.7: Operational noise contours – mitigated, daytime, ground floor

Scale at A1

1:3500

Coordinate System:

British National Grid

Status

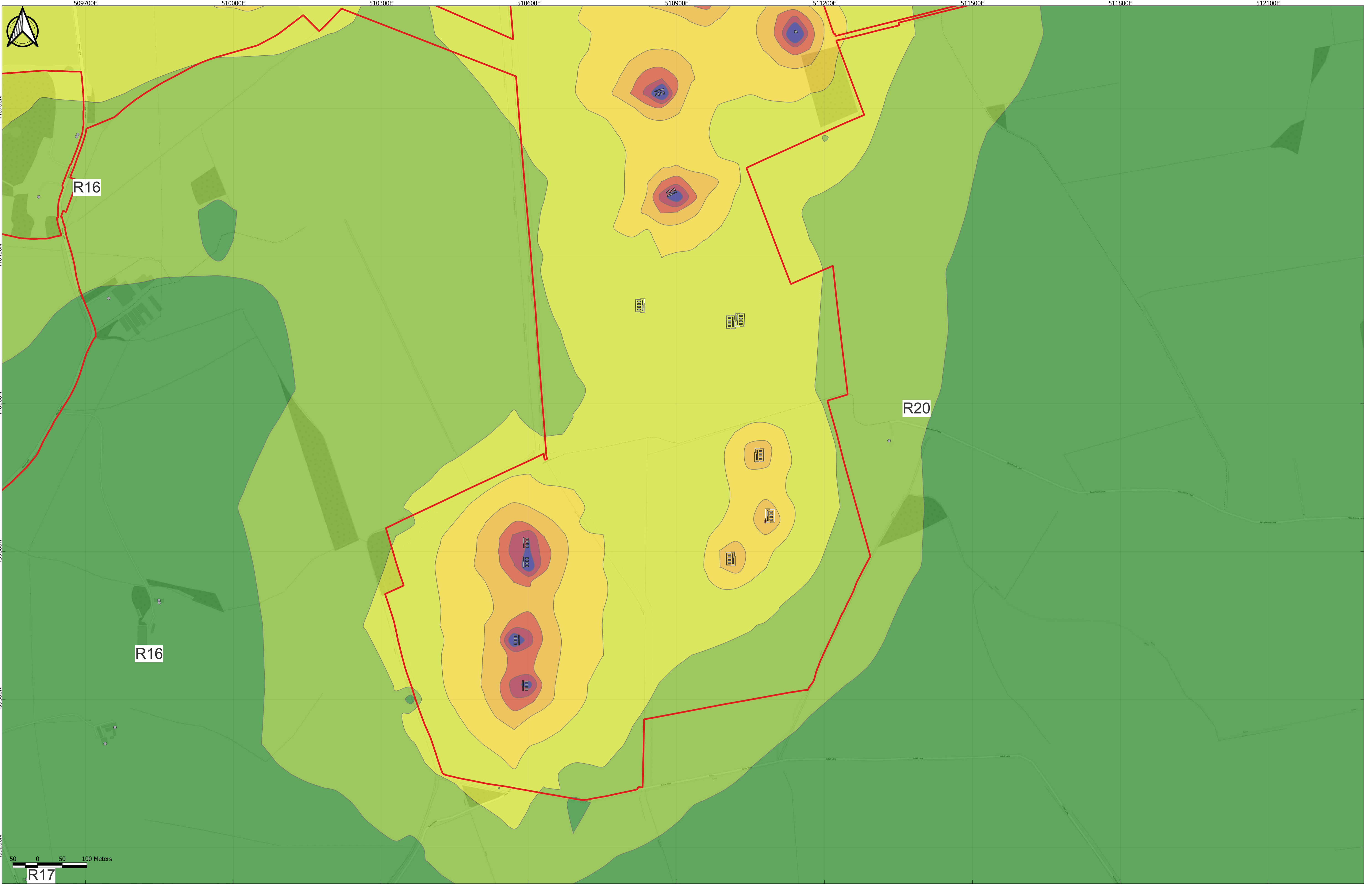
DCO Application

PINS Number

EN010157/APP/6.3

Rev

P02



Key

- Order Limits
- Noise source
- Proposed acoustic barrier
- Sensitive receptor
- R Receptor Label

Specific Sound Level, dB LAS, T

- | | |
|-------|-------|
| <30 | 45-50 |
| 30-35 | 50-55 |
| 35-40 | 55-60 |
| 40-45 | >60 |

Notes:
Sheet 3 shows Fields C4-C9 and the surrounding area.
Items listed as "noise source" on the drawing refer to all fixed plant during the assessment scenario in question, to include both hybrid packs and substations.

P02	27/08/2025	DV	JM	BT	MM
P01	05/02/2025	DV	JM	BT	MM
App	Date	By	Chkd	Appd	Authd

Client

RWE

Designer

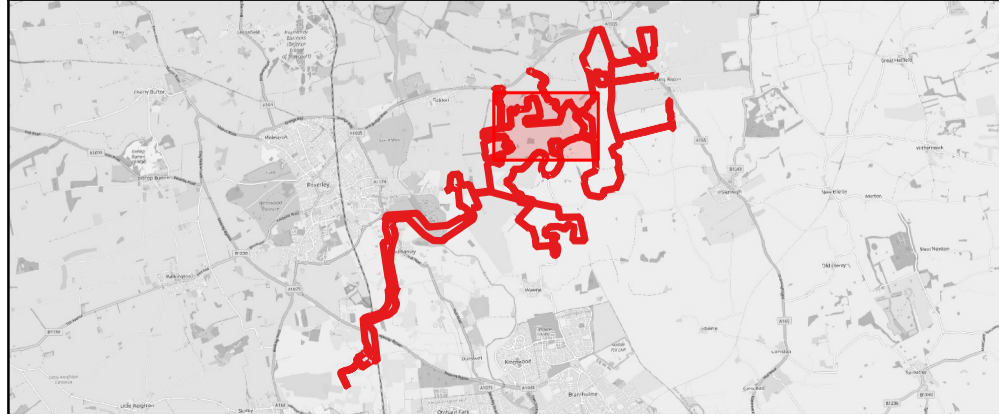
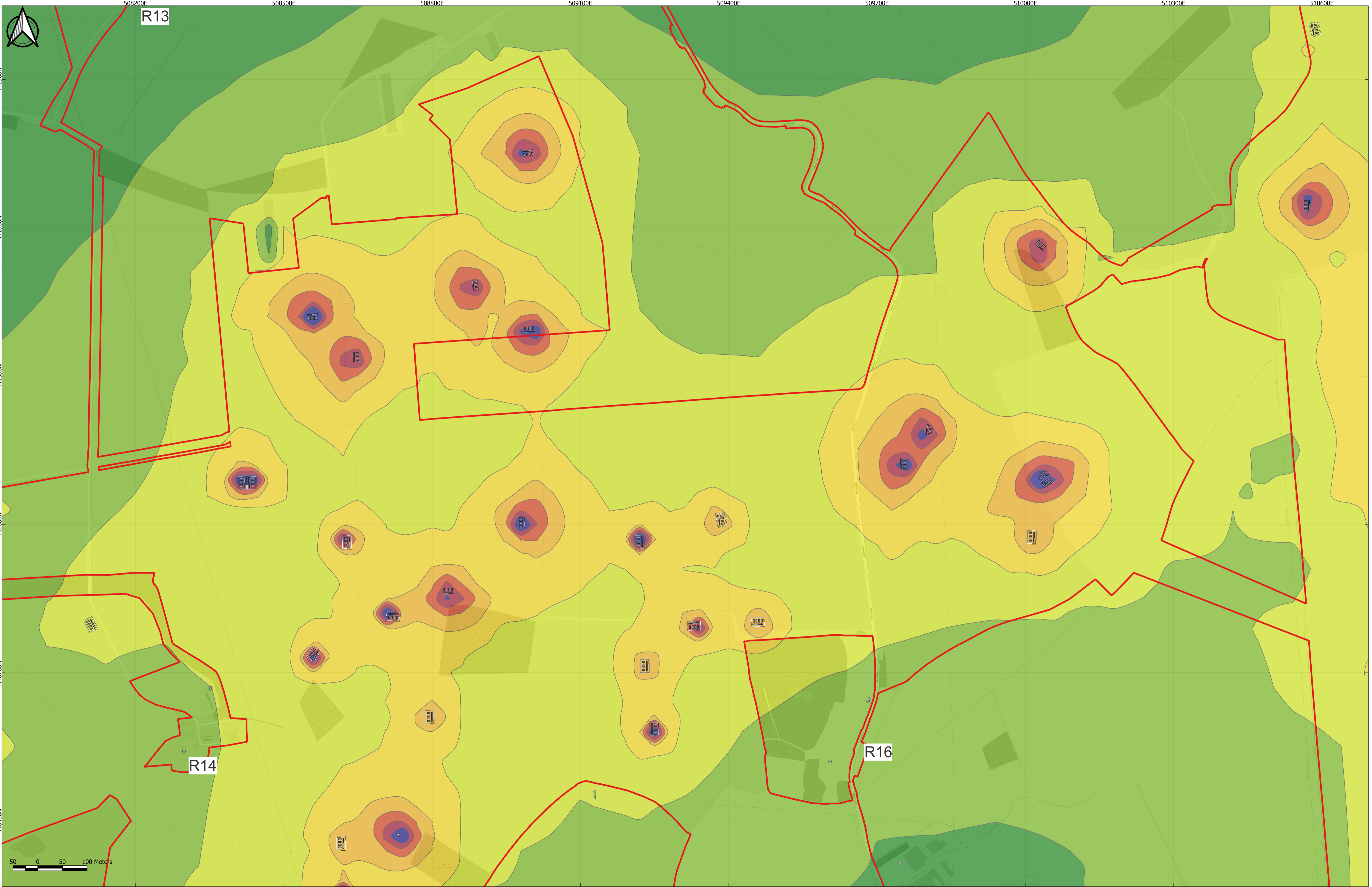
RSK

Project Name
Peartree Hill Solar Farm

Drawing Title
Environmental Statement Volume 3, Figure 12.7: Operational noise contours – mitigated, daytime, ground floor

SHEET 3 OF 8

Scale at A1 1:3500	Coordinate System: British National Grid
Status DCO Application	
PINS Number EN010157/APP/6.3	Rev P02



Key

- Order Limits
- Noise source
- Proposed acoustic barrier
- Sensitive receptor
- Receptor Label

Specific Sound Level, dB LAS, T

- | | |
|-------|-------|
| <30 | 45-50 |
| 30-35 | 50-55 |
| 35-40 | 55-60 |
| 40-45 | >60 |

Notes:
Sheet 4 shows Fields D1-D17 and the surrounding area.
Items listed as "noise source" on the drawing refer to all fixed plant during the assessment scenario in question, to include both hybrid packs and substations.

P02	27/08/2025	DV	JM	BT	MM
P01	05/02/2025	DV	JM	BT	MM
App	Date	By	Chkd	Appd	Authd

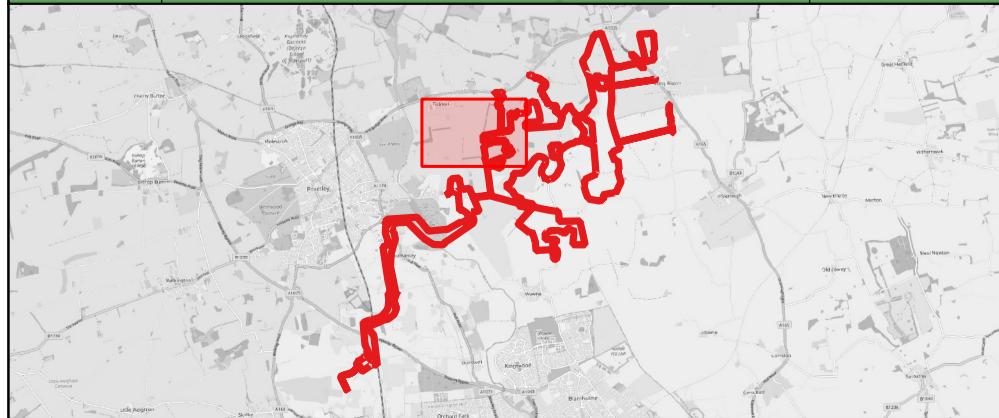
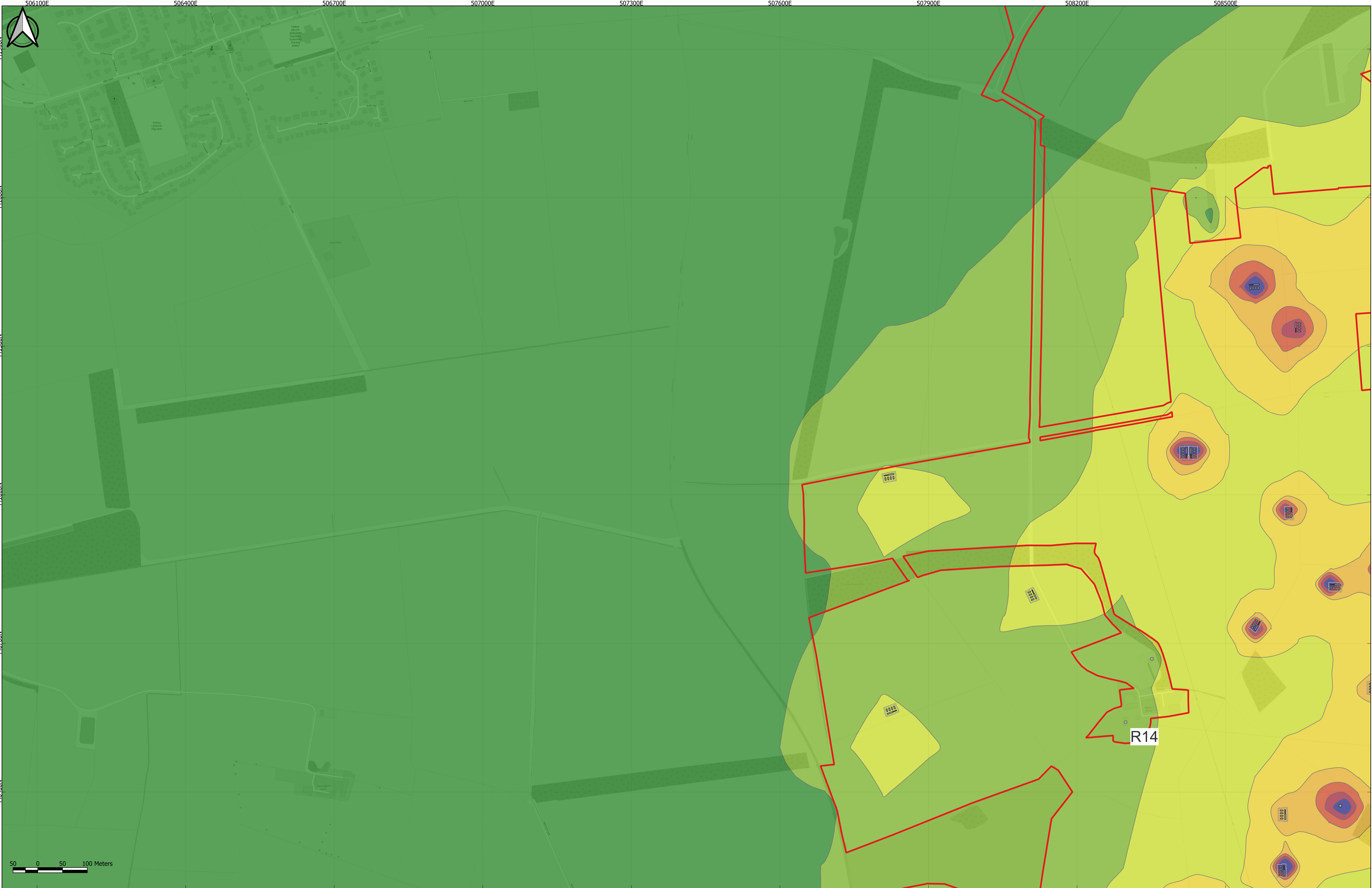
Client

Designer

Project Name
Peartree Hill Solar Farm

Drawing Title
Environmental Statement Volume 3, Figure 12.7: Operational noise contours – mitigated, daytime, ground floor

Scale at A1 1:3500	Coordinate System: British National Grid
Status DCO Application	
PINS Number EN010157/APP/6.3	Rev P02



Key

- Order Limits
- Noise source
- Proposed acoustic barrier
- Sensitive receptor
- Receptor Label

Specific Sound Level, dB LAS, T

<30	45-50
30-35	50-55
35-40	55-60
40-45	>60

Notes:

Sheet 5 shows Fields D14, E1-E6 and the surrounding area.

Items listed as "noise source" on the drawing refer to all fixed plant during the assessment scenario in question, to include both hybrid packs and substations.

P02	27/08/2025	DV	JM	BT	MM
P01	05/02/2025	DV	JM	BT	MM
App	Date	By	Chkd	Appd	Authd

Client

RWE

Designer

RSK

Project Name

Peartree Hill Solar Farm

Drawing Title

Environmental Statement Volume 3, Figure 12.7: Operational noise contours – mitigated, daytime, ground floor

Scale at A1

1:3500

Status

DCO Application

PINS Number

EN010157/APP/6.3

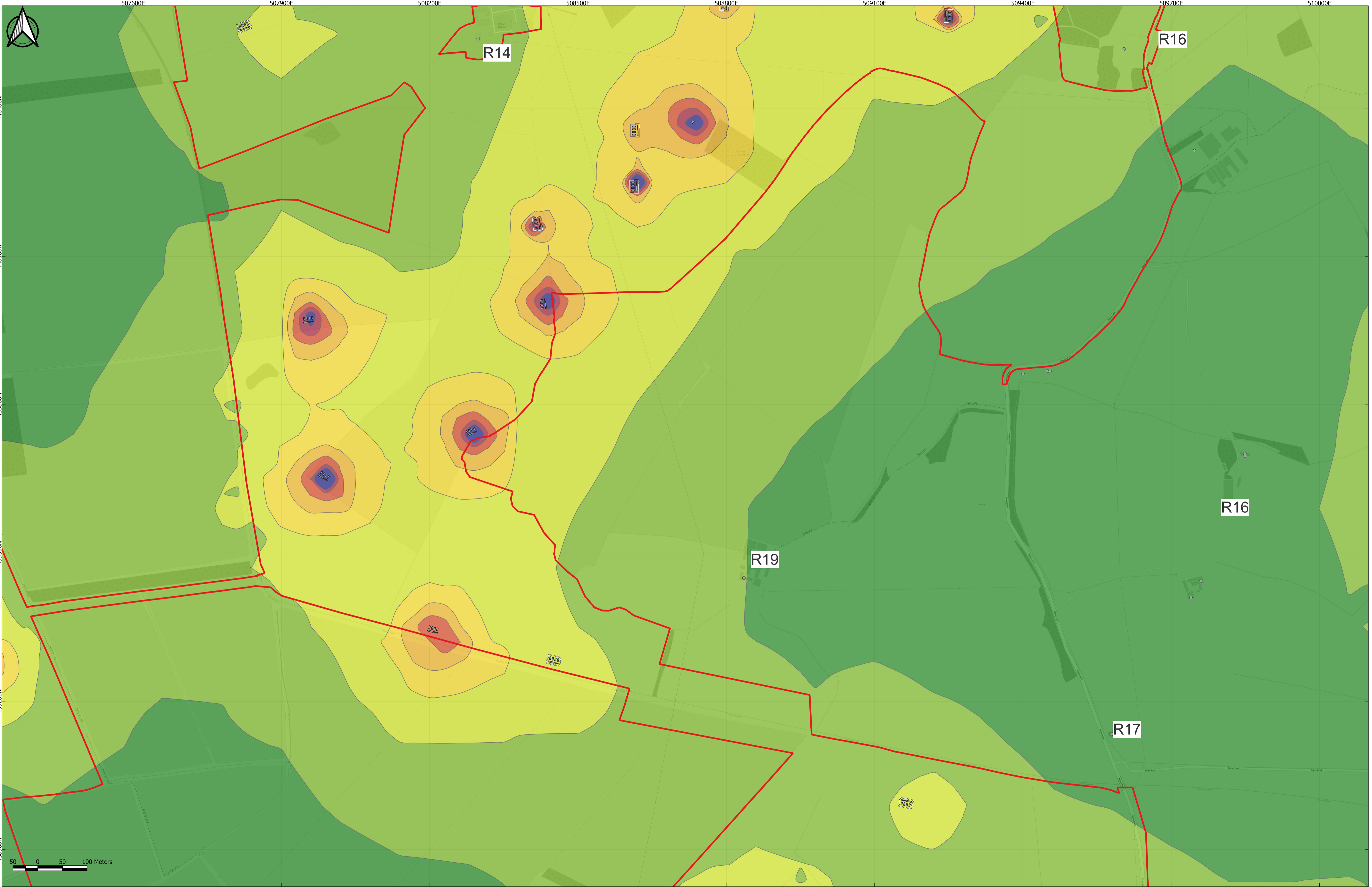
Rev

P02

Coordinate System:

British National Grid

SHEET 5 OF 8



Key

- Order Limits
- Noise source
- Proposed acoustic barrier
- Sensitive receptor
- Receptor Label

Specific Sound Level, dB LAS, T

- | | |
|-------|-------|
| <30 | 45-50 |
| 30-35 | 50-55 |
| 35-40 | 55-60 |
| 40-45 | >60 |

Notes:
Sheet 6 shows Fields D16, D18 E6-E12 and the surrounding area.
Items listed as "noise source" on the drawing refer to all fixed plant during the assessment scenario in question, to include both hybrid packs and substations.

P02	27/08/2025	DV	JM	BT	MM
P01	05/02/2025	DV	JM	BT	MM
App	Date	By	Chkd	Appd	Authd

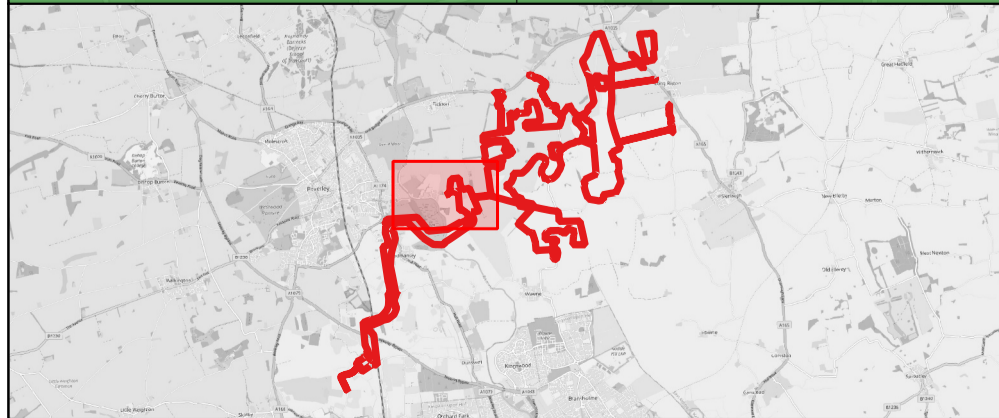
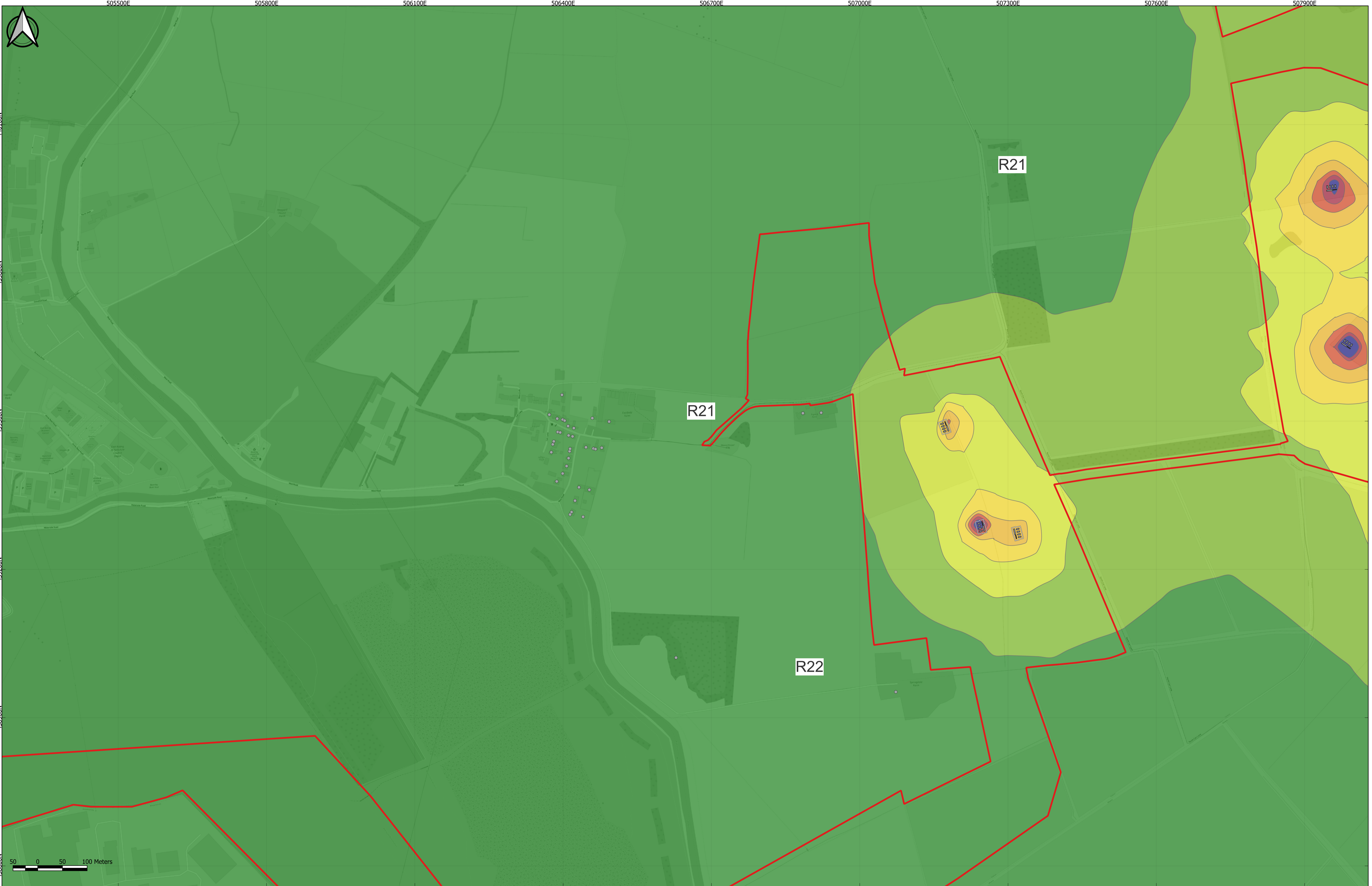
Client

Designer

Project Name
Peartree Hill Solar Farm

Drawing Title
Environmental Statement Volume 3, Figure 12.7: Operational noise contours – mitigated, daytime, ground floor

Scale at A1 1:3500	Coordinate System: British National Grid
Status DCO Application	
PINS Number EN010157/APP/6.3	Rev P02



- Key**
- Order Limits
 - Noise source
 - Proposed acoustic barrier
 - Sensitive receptor
 - Receptor Label

Specific Sound Level, dB LAS, T

<30	45-50
30-35	50-55
35-40	55-60
40-45	>60

Notes:

Sheet 7 shows Fields E13-E17 and the surrounding area.

Items listed as "noise source" on the drawing refer to all fixed plant during the assessment scenario in question, to include both hybrid packs and substations.

P02	27/08/2025	DV	JM	BT	MM
P01	05/02/2025	DV	JM	BT	MM
App	Date	By	Chkd	Appd	Authd

Client

RWE

Designer

RSK

Project Name

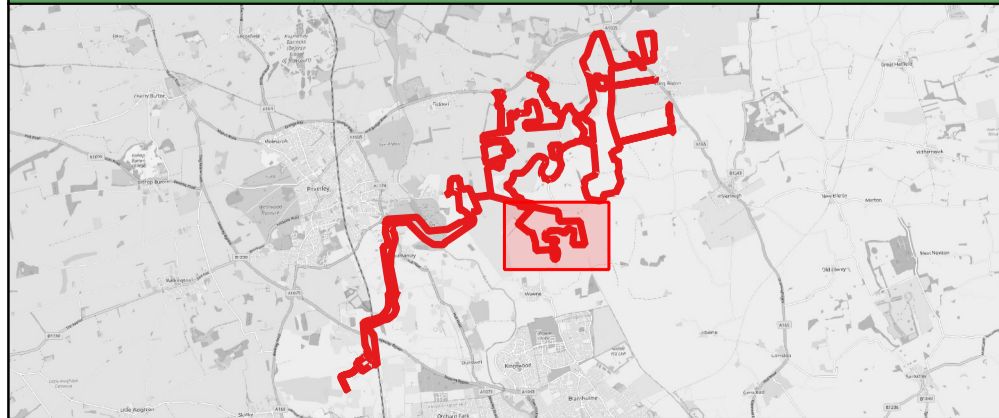
Peartree Hill Solar Farm

Drawing Title

Environmental Statement Volume 3, Figure 12.7: Operational noise contours – mitigated, daytime, ground floor

SHEET 7 OF 8

Scale at A1	Coordinate System:
1:3500	British National Grid
Status	
DCO Application	
PINS Number	Rev
EN010157/APP/6.3	P02



Key

- Order Limits
- Noise source
- Proposed acoustic barrier
- Sensitive receptor
- Receptor Label

Specific Sound Level, dB LAS, T

<30	45-50
30-35	50-55
35-40	55-60
40-45	>60

Notes:

Sheet 8 shows Fields F1-F17 and the surrounding area.

Items listed as "noise source" on the drawing refer to all fixed plant during the assessment scenario in question, to include both hybrid packs and substations.

P02	27/08/2025	DV	JM	BT	MM
P01	05/02/2025	DV	JM	BT	MM
App	Date	By	Chkd	Appd	Authd

Client

RWE

Designer

RSK

Project Name

Peartree Hill Solar Farm

Drawing Title

Environmental Statement Volume 3, Figure 12.7: Operational noise contours – mitigated, daytime, ground floor

Scale at A1

1:3500

Status

DCO Application

PINS Number

EN010157/APP/6.3

Rev

P02

SHEET 8 OF 8

RWE Renewables UK Limited

Windmill Hill Business Park,
Whitehill Way,
Swindon,
Wiltshire,
England,
SN5 6PB
www.rwe.com